

# Armagh & Dungannon GP Federation

This factsheet presents information on cancer incidence and prevalence in the Armagh & Dungannon GP Federation to provide those working with cancer some idea of the number of people diagnosed each year, the ages of these people, the type of cancer they have had and how many people are living with and beyond a cancer diagnosis between 1993-2015. It forms part of a larger report produced as part of the Macmillan-NICR partnership to describe the cancer profiles of the 17 GP Federations in Northern Ireland (NI). The full report can be accessed at <http://www.qub.ac.uk/research-centres/nicr/>. The data are reported based on GP federation of care rather than GP federation of residence i.e. people registered at GP practices in the Armagh & Dungannon GP Federation area and not based on their home address. Also were data are presented for 'All cancers' this excludes non-melanoma skin cancer.

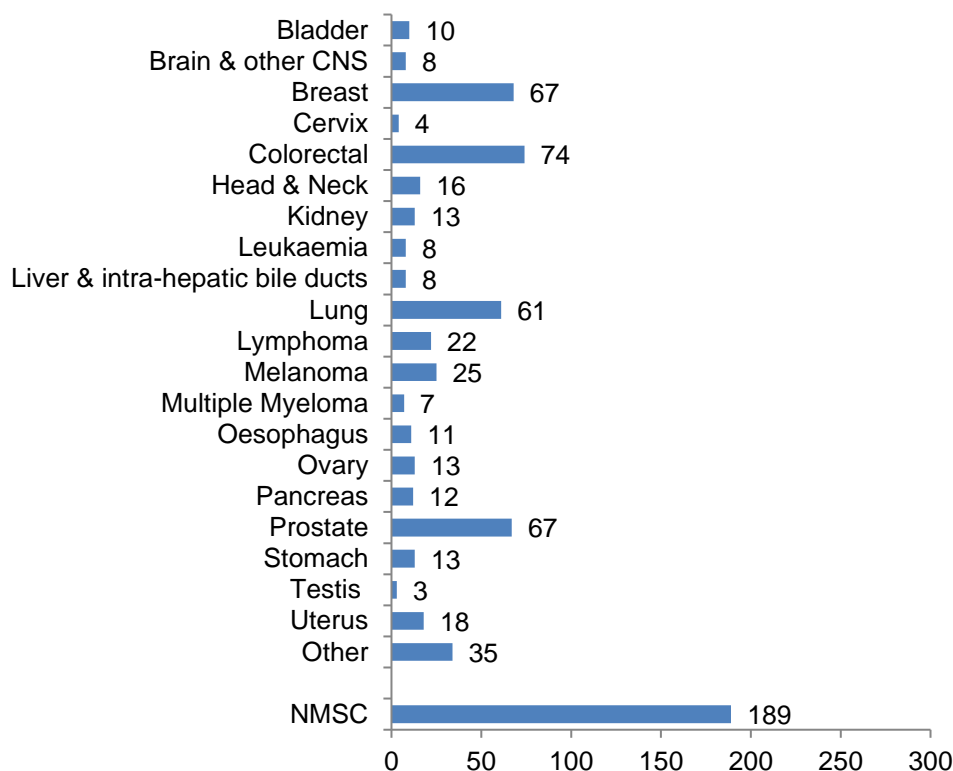
**Table 1. Summary statistics for all cancers (excluding non-melanoma skin cancer) in Armagh & Dungannon GP Federation area**

	Males	Females	Both Sexes
Average cases diagnosed per year (2011-2015)	258.0	239.0	497.0
10 year prevalence	1,102	1,207	2,309
23 year prevalence	1,465	1,817	3,282

## Incidence

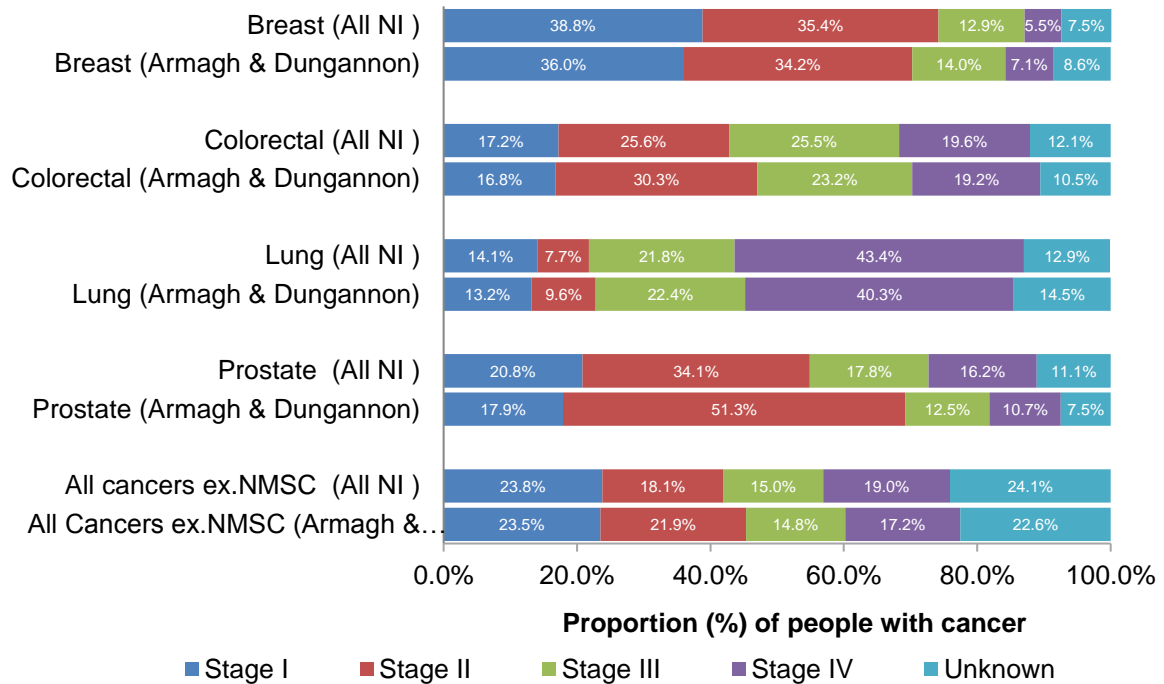
- There were on average 497 cases of all cancers excluding non-melanoma skin cancer (NMSC; C00-C97 ex.C44) diagnosed each year between 2011 and 2015.

**Figure 1. Average number of cases of specific cancers diagnosed each year between 2011-2015 in people registered in Armagh & Dungannon GP Federation**

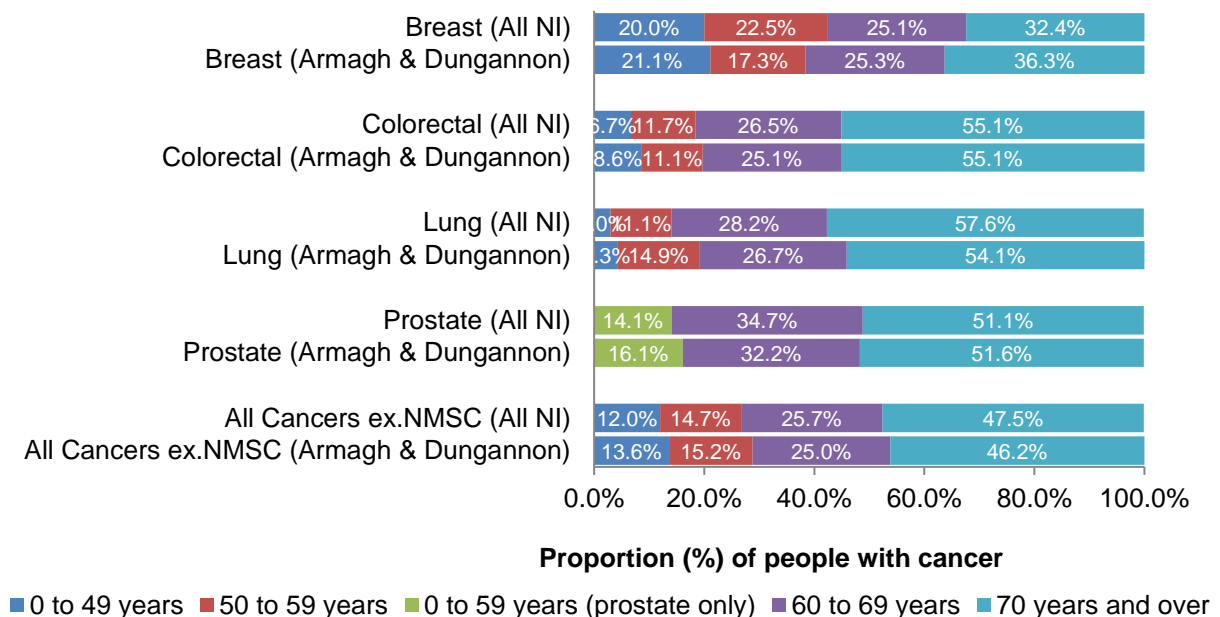


- In 2011-2015 there were on average 67 cases of invasive female breast cancer, 67 cases of prostate cancer, 74 cases of colorectal cancer, 61 cases of lung cancer and 189 cases of non-melanoma skin cancer diagnosed each year.

**Figure 2. Proportion (%) of cases diagnosed between 2011 and 2015 by specific cancer site and stage at diagnosis in Armagh & Dungannon GP Federation**

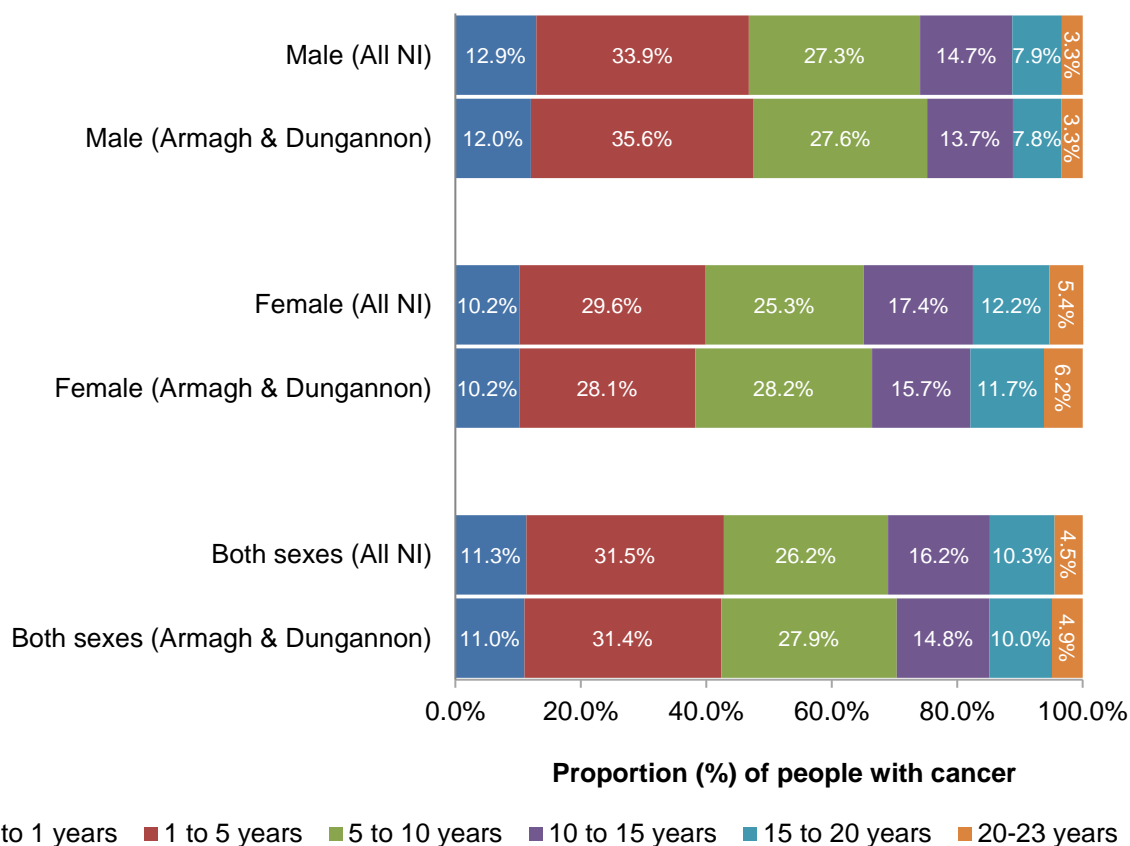


**Figure 3. Proportion (%) of cases diagnosed between 2011 and 2015 by specific cancer site and age at diagnosis in Armagh & Dungannon GP Federation**



## Prevalence

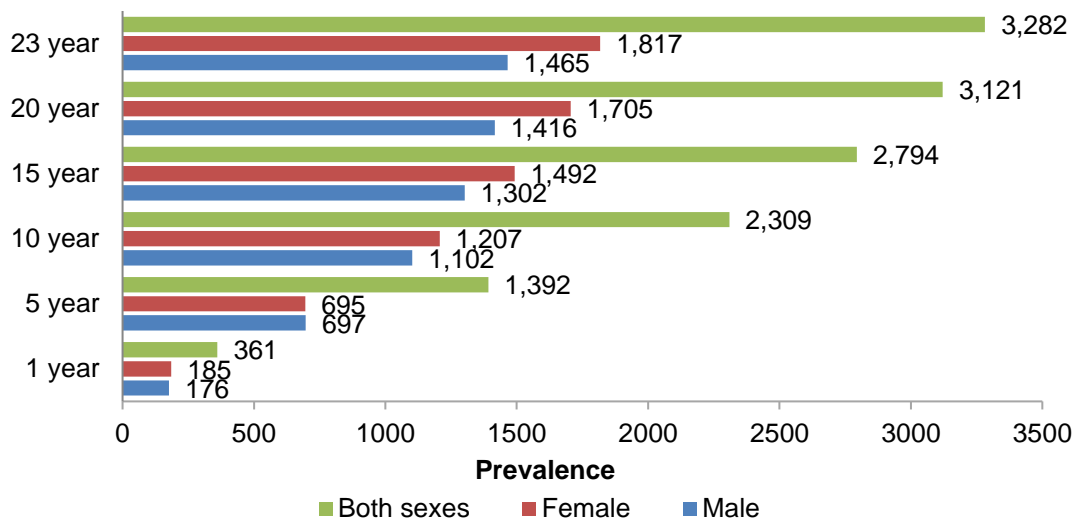
**Figure 4. 23-year prevalence of all cancer (excluding NMSC) by sex and time from diagnosis in Armagh & Dungannon GP Federation area**



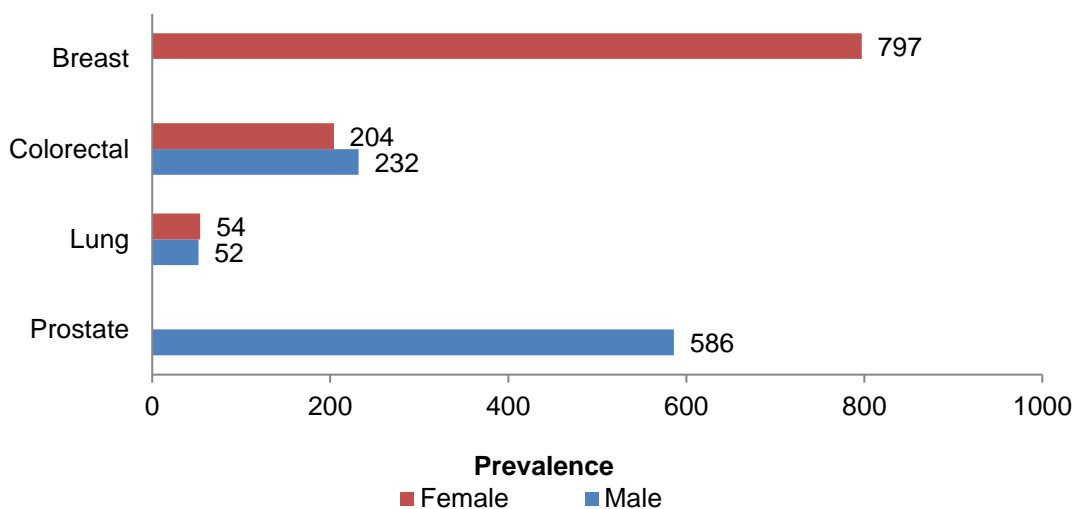
The 23- year prevalence represents all people diagnosed with cancer during 1993-2015 who are still alive at the end of 2015. Other prevalence measures commonly used, which depend on the diagnosis period considered, include:

- One year prevalence (people diagnosed in 2015) which at the end of 2015 was 361 (176 males and 185 females).
- Five year prevalence (people diagnosed 2011-2015) which at the end of 2015 was 1,392 (697 males and 695 females).
- Ten year prevalence (people diagnosed 2006-2015) which at the end of 2015 was 2,309 (1,102 males and 1,207 females).
- Twenty-three year prevalence (people diagnosed 1993-2015) which at the end of 2015 was 3,282 (1,465 males and 1,817 females).

**Figure 5. 23 year prevalence (based on time since diagnosis) for all cancers (excluding NMSC) by sex in Armagh & Dungannon GP Federation**



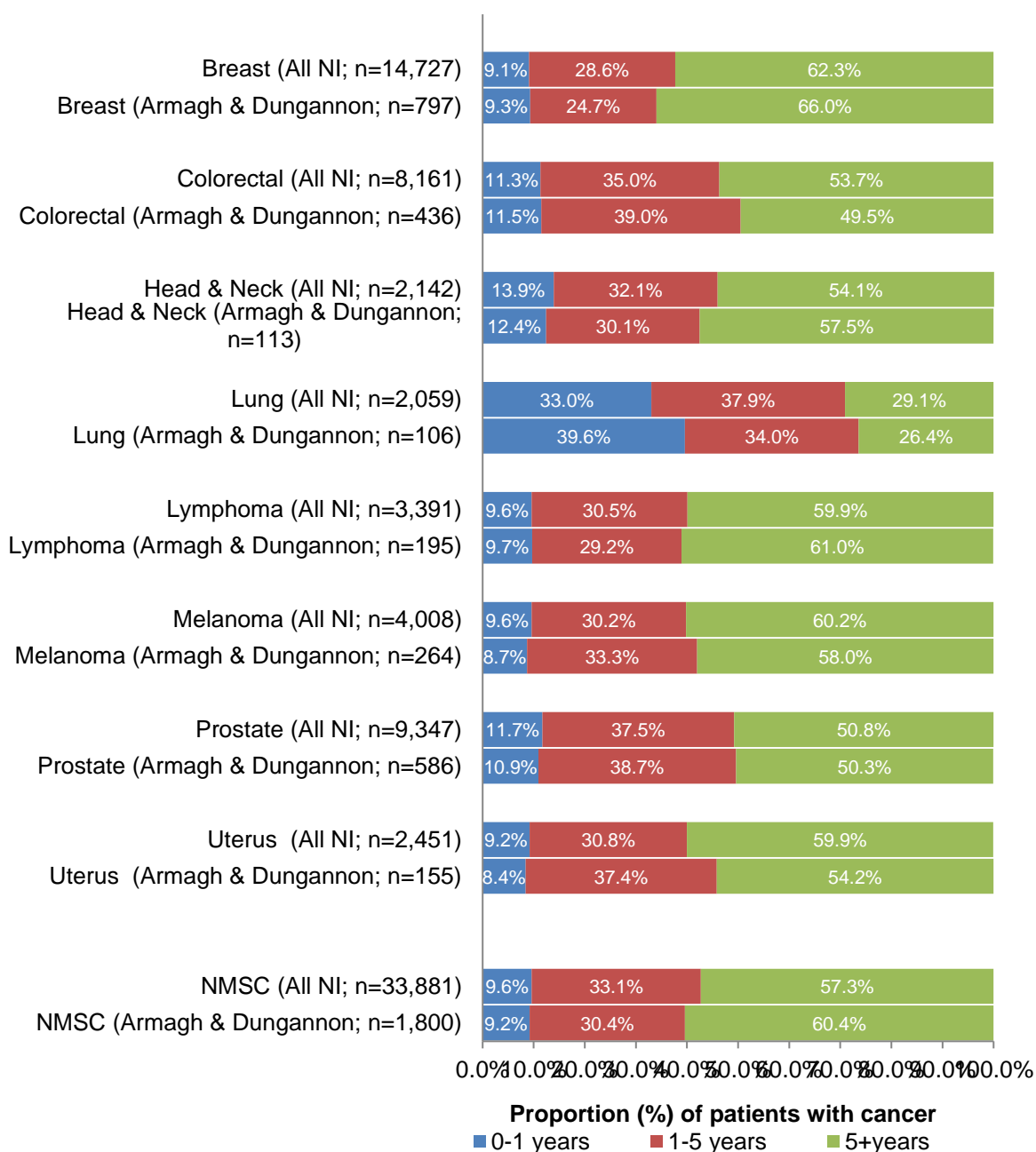
**Figure 6. 23-year prevalence (number of people) for all cancers (excluding NMSC) by sex and cancer site in Armagh & Dungannon GP Federation**



At 31<sup>st</sup> December 2015, of those people living up to 23 years after a cancer diagnosis (excluding non-melanoma skin cancer) in the Armagh & Dungannon GP Federation:

- Over half (58.7%) of people had been diagnosed with breast, prostate, colorectal or lung cancer.
- 1817 were females and of these over 4 in 10 females (43.9%) had, had a diagnosis of invasive breast cancer (ICD10 C50).
- 1465 were males and of these 4 in 10 males (40.0%) had, had a diagnosis of prostate cancer (ICD10 C61).

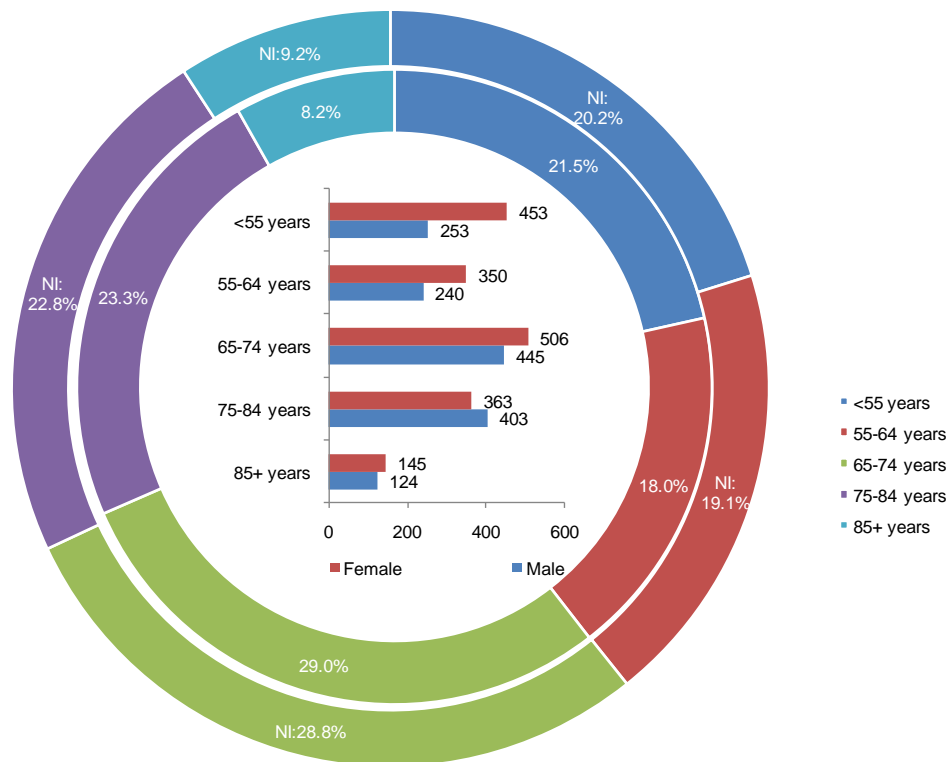
**Figure 7. 23-year prevalence for all cancers (excluding NMSC) by cancer site and time since diagnosis in Armagh & Dungannon GP Federation area**



At 31<sup>st</sup> December 2015, of those people living up to 23 years after a cancer diagnosis (excluding non-melanoma skin cancer) in the Armagh & Dungannon GP Federation:

- Two thirds of people diagnosed with female breast cancer (66.0%) and melanoma (58.0%) were diagnosed more than five years previously.
- Over half (50.5%) of people diagnosed with colorectal cancer were diagnosed within the last five years.

**Figure 8. 23- year prevalence of all cancers (excluding NMSC) by age at end 2015 in Armagh & Dungannon GP Federation area**



- Over three quarters (78.5%) of people diagnosed between 1993-2015 and alive at end of 2015 were aged 55 years or over at 31<sup>st</sup> December 2015 with one in five of people (23.3%) aged between 75 and 85 years.

## Acknowledgements

This work has been undertaken by the N.Ireland Cancer Registry as part of the Macmillan-NICR Partnership funded by Macmillan Cancer Support. The N.Ireland Cancer Registry is funded by the Public Health Agency and is hosted by Queen's University, Belfast. This work uses data provided by patients and collected by the health service as part of their care and support. Further data is available from the Northern Ireland Cancer Registry web site: [www.qub.ac.uk/nicr](http://www.qub.ac.uk/nicr).

Phone: +44 (0)28 9097 6028 e-mail: [nicr@qub.ac.uk](mailto:nicr@qub.ac.uk)



Public Health Agency



QUEEN'S UNIVERSITY BELFAST