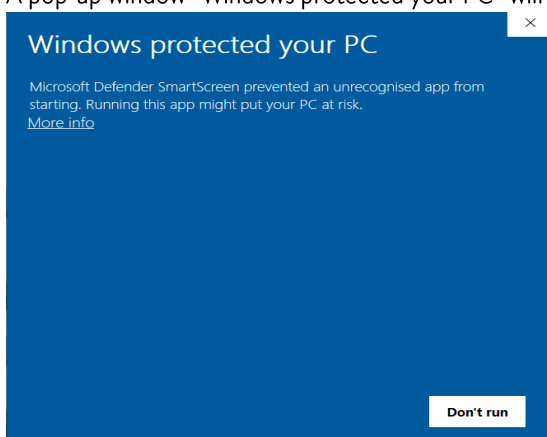


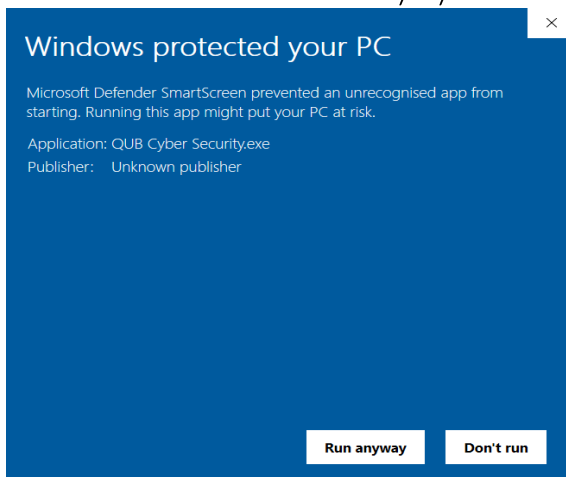
[DOWNLOAD OUR DESKTOP APP](#)

Instructions for downloading and running desktop app.

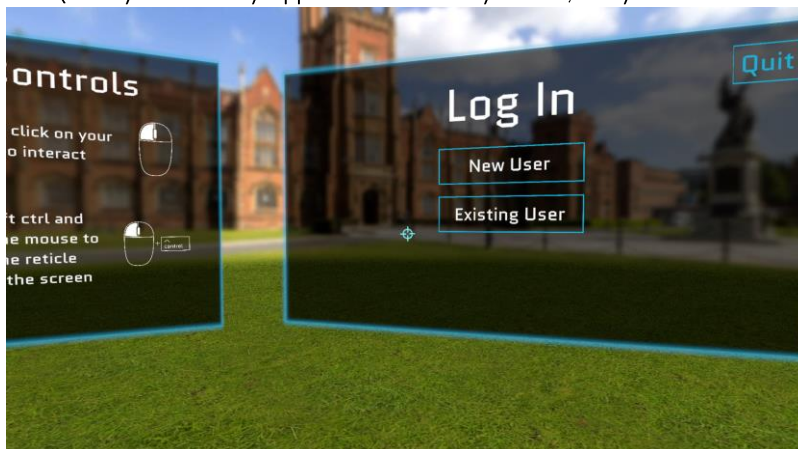
1. Before downloading the QUB Cyber Security Desktop App on your PC, make sure you are connected to Wi-Fi and you have at least 3GB space on your C drive.
2. Once you have downloaded the .exe file, double-click to run it.
3. A pop-up window "Windows protected your PC" will appear as per the screenshot below:



4. Click on More info and choose Run anyway:



5. The QUB Cyber Security App will automatically launch, and you will see the login screen:



6. The exe file downloaded will now act like a shortcut to launch the app. The extracted folder can be found on C:\Users\"username"\Documents\QUB.
7. Ctrl+esc on your keyboard if you wish to exit the App window.