

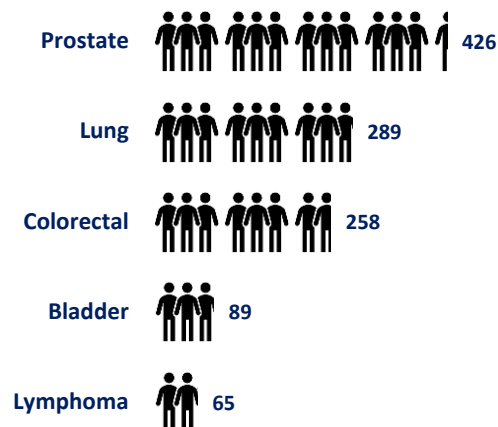
Cancer among older people

(Ages: 75 and over, ICD10: C00-C43, C45-C97)

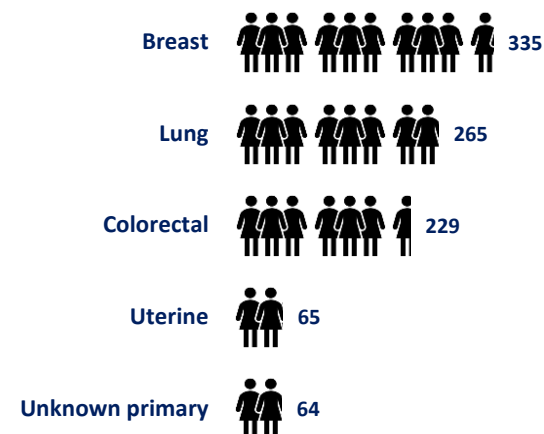
[Original release: 16th Sept 2021; Updated with minor amendments 12th Nov 2021 - See Amendments document for details]

Most common cancers (Diagnosed 2015-2019)

Male cases per year

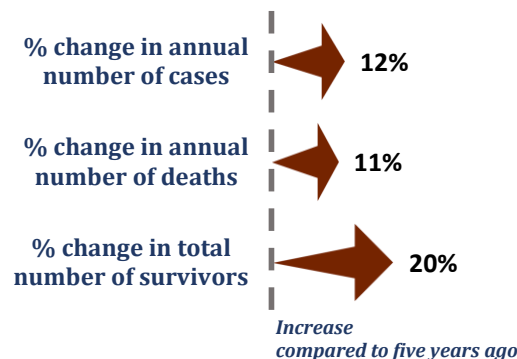


Female cases per year



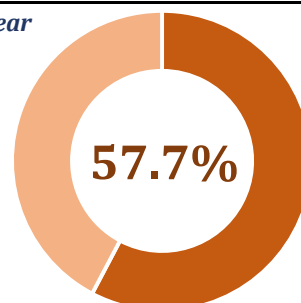
Changes in the last five years:

(Cases/Deaths - 2010-2014 vs 2015-2019)
(Survivors - 2014 vs 2019 and diagnosed in the previous ten years)

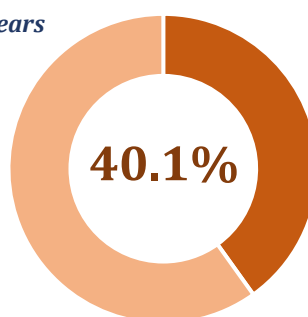


Survival (Diagnosed 2010-2014)

One-year



Five-years

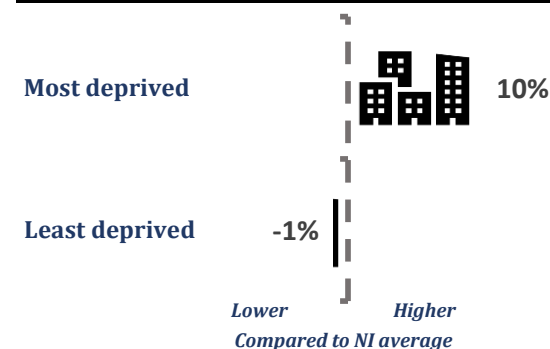


Number of cases per year	Number of deaths per year	Number of survivors
3,348	2,259	23,014

(Average per year: 2015-2019)

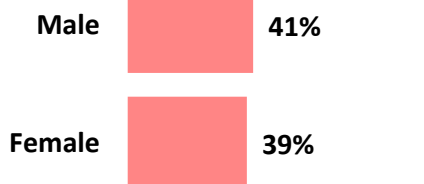
(Alive and aged 75 and over at end of 2019, diagnosed in previous 25 years)

Cancer and deprivation (Diagnosed 2015-2019)

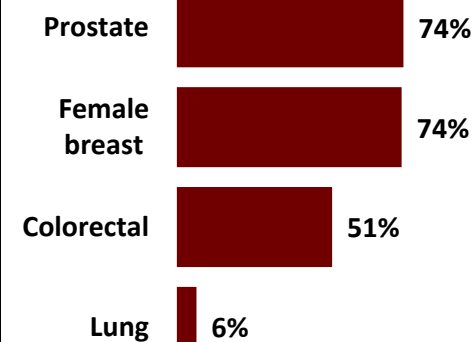


Five-year survival (Diagnosed 2010-2014)

By gender



By cancer type



Acknowledgements and further information

NICR is funded by the Public Health Agency and uses data provided by patients and collected by the health service as part of their care and support.

The incidence, prevalence and survival statistics in this publication are designated as official statistics.

Further data is available at
www.qub.ac.uk/research-centres/nicr,
Phone: +44 (0)28 9097 6028, e-mail: nicr@qub.ac.uk