

# Breast insitu tumours

(ICD10: D05)

Number of cases per year

251

(Average per year: 2015-2019)


Number of survivors

2,859

(At end of 2019, diagnosed in previous 25 years)

Cancer risk (Diagnosed 2015-2019)


Before age 85  
(1 in ..)



43


Incidence by age (Diagnosed 2015-2019)

% aged under 55



43%

% aged 65 and over



31%

Changes in the last five years:

(Cases/Deaths - 2010-2014 vs 2015-2019)


(Survivors - 2014 vs 2019 and diagnosed in the previous ten years)

% change in annual number of cases



63%

% change in total number of survivors



41%

Increase compared to five-years ago

# Cervical insitu tumours

(ICD10: D06)

Number of cases per year

972

(Average per year: 2015-2019)

Number of survivors

22,630

(At end of 2019, diagnosed in previous 25 years)

Cancer risk (Diagnosed 2015-2019)

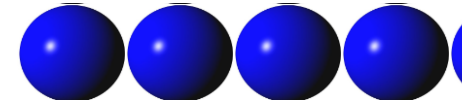
Before age 85 (1 in ..)



13

Incidence by age (Diagnosed 2015-2019)

% aged under 30



42%

% aged 55 and over




3%

Changes in the last five years:

(Cases/Deaths - 2010-2014 vs 2015-2019)

(Survivors - 2014 vs 2019 and diagnosed in the previous ten years)

-21%



% change in annual number of cases

-10%



% change in total number of survivors

Decrease compared to five-years ago



## Acknowledgements and further information

NICR is funded by the Public Health Agency and uses data provided by patients and collected by the health service as part of their care and support.

The incidence, prevalence and survival statistics in this publication are designated as official statistics.

Further data is available at [www.qub.ac.uk/research-centres/nicr](http://www.qub.ac.uk/research-centres/nicr),  
Phone: +44 (0)28 9097 6028, e-mail: [nicr@qub.ac.uk](mailto:nicr@qub.ac.uk)