

Ovarian cancer (including fallopian tube)

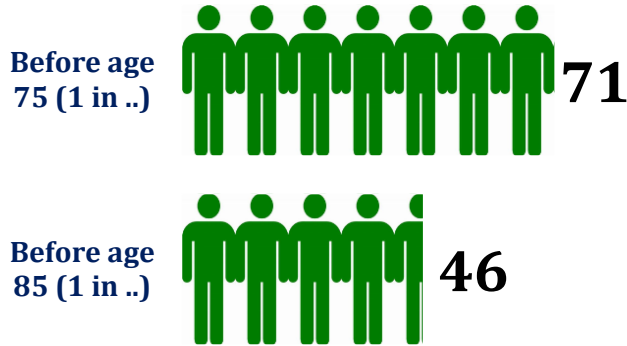
(ICD10: C56-C57.4)

Number of cases per year	Number of deaths per year	Number of survivors
212	128	1,721

(Average per year: 2015-2019)

(At end of 2019, diagnosed in previous 25 years)

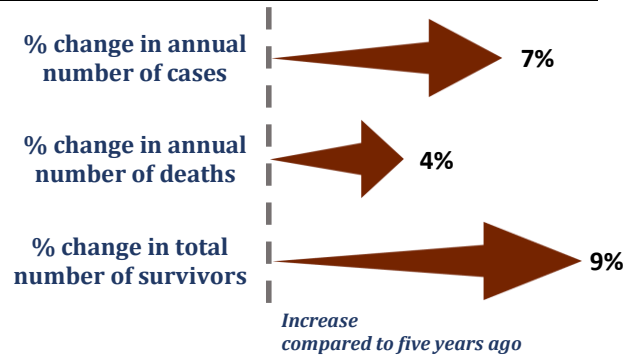
Cancer risk (Diagnosed 2015-2019)



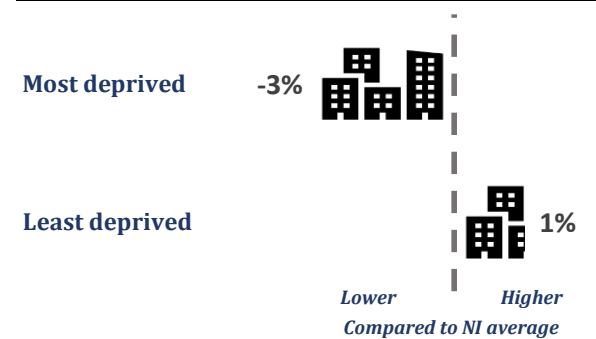
Changes in the last five years:

(Cases/Deaths - 2010-2014 vs 2015-2019)

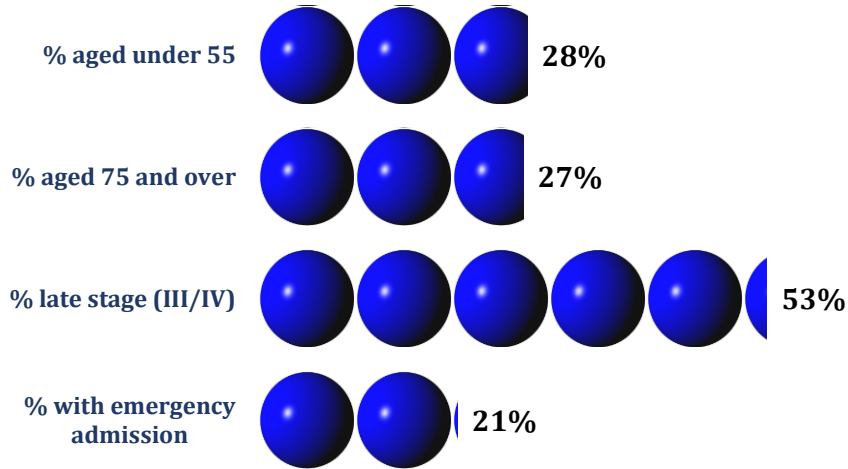
(Survivors - 2014 vs 2019 and diagnosed in the previous ten years)



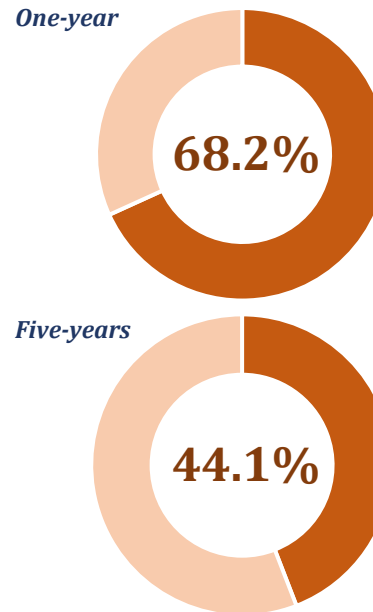
Cancer and deprivation (Diagnosed 2015-2019)



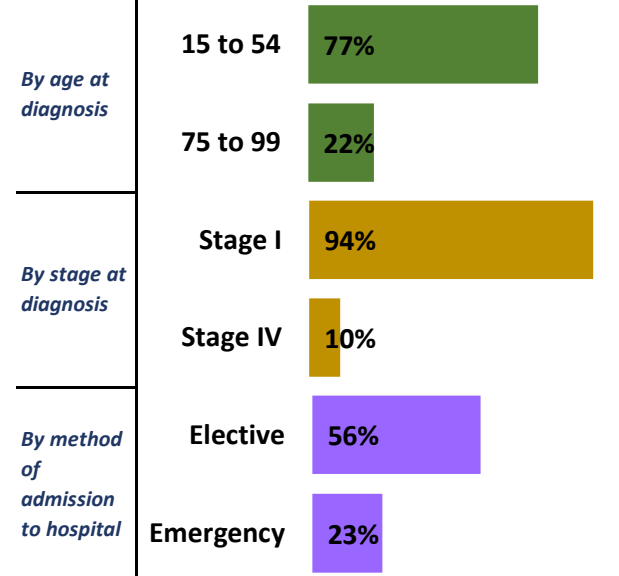
Incidence by key characteristics (Diagnosed 2015-2019)



Survival (Diagnosed 2010-2014)



Five-year survival (Diagnosed 2010-2014)



Acknowledgements and further information

NICR is funded by the Public Health Agency and uses data provided by patients and collected by the health service as part of their care and support.

The incidence, prevalence and survival statistics in this publication are designated as official statistics.

Further data is available at www.qub.ac.uk/research-centres/nicr,
Phone: +44 (0)28 9097 6028, e-mail: nicr@qub.ac.uk