

# Pancreatic cancer

(ICD10: C25)

Number of cases per year	Number of deaths per year	Number of survivors
266	245	307

(Average per year: 2015-2019)

(At end of 2019, diagnosed in previous 25 years)

## Cancer risk (Diagnosed 2015-2019)

Before age 75 (1 in ..) 128



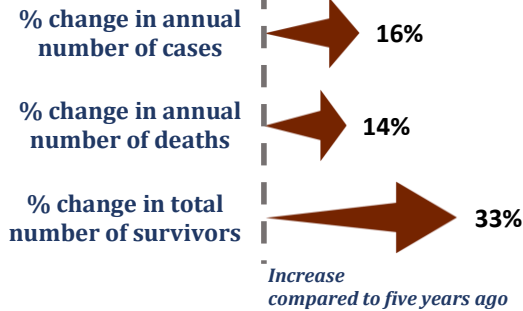
Before age 85 (1 in ..) 63



## Changes in the last five years:

(Cases/Deaths - 2010-2014 vs 2015-2019)

(Survivors - 2014 vs 2019 and diagnosed in the previous ten years)



## Cancer and deprivation (Diagnosed 2015-2019)

Most deprived 14%




Least deprived -5%



Lower Higher  
Compared to NI average

## Incidence by key characteristics (Diagnosed 2015-2019)


% female 46%




% aged under 55 9%



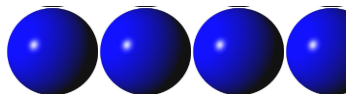
% aged 75 and over 45%



% late stage (III/IV) 61%



% with emergency admission 37%



## Survival (Diagnosed 2010-2014)

One-year

22.5%

Five-year

6.2%

## Five-year survival (Diagnosed 2010-2014)

By gender

Male 6%

Female 7%

By age at diagnosis

15 to 74 7%

75 to 99 1%

By stage at diagnosis

Stage I/II 31%

Stage III/IV 1%

By method of admission to hospital

Elective 10%

Emergency 1%



### Acknowledgements and further information

NICR is funded by the Public Health Agency and uses data provided by patients and collected by the health service as part of their care and support.

The incidence, prevalence and survival statistics in this publication are designated as official statistics.

Further data is available at [www.qub.ac.uk/research-centres/nicr](http://www.qub.ac.uk/research-centres/nicr),  
Phone: +44 (0)28 9097 6028, e-mail: [nicr@qub.ac.uk](mailto:nicr@qub.ac.uk)