

Oral cancer

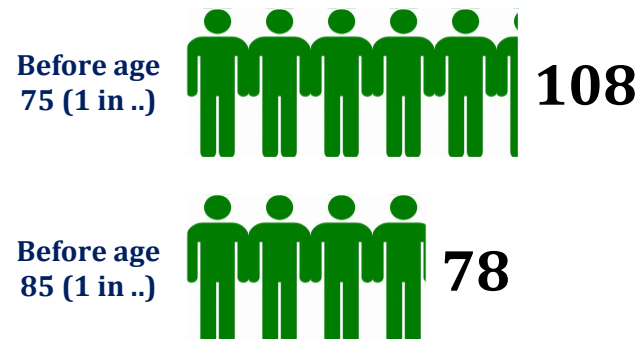
(ICD10: C00-C14)

Number of cases per year	Number of deaths per year	Number of survivors
243	100	1,574

(Average per year: 2016-2020)

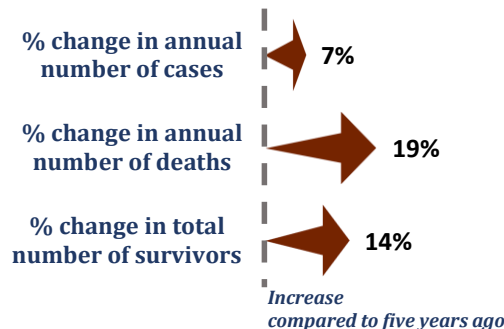
(At end of 2020, diagnosed in previous 25 years)

Cancer risk (Diagnosed 2016-2020)

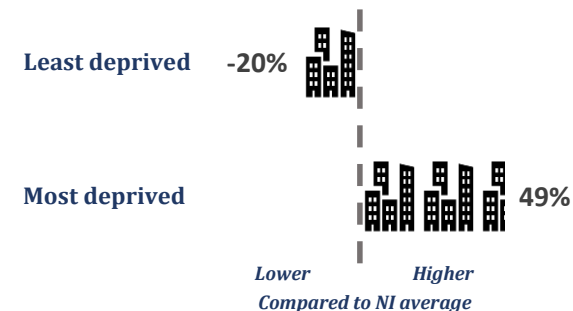


Changes in the last five years:

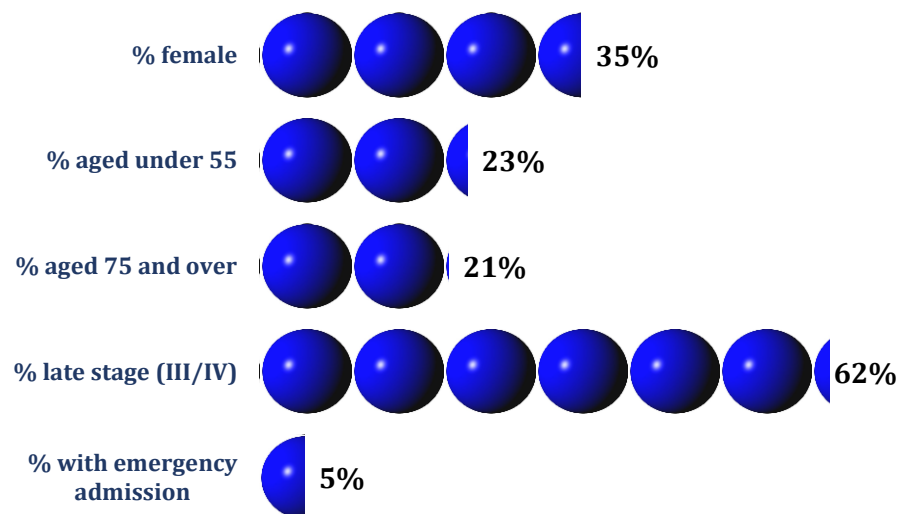
(Cases/Deaths - 2011-2015 vs 2016-2020)
(Survivors - 2015 vs 2020 and diagnosed in the previous ten years)



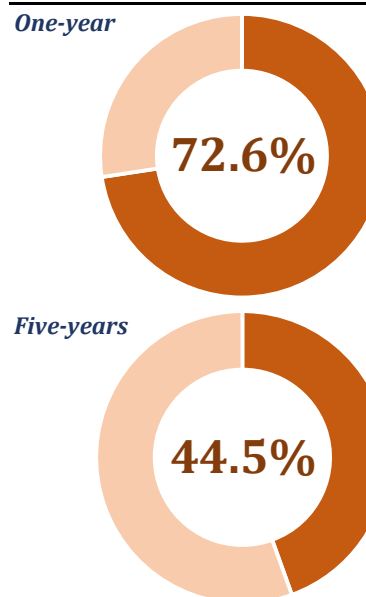
Cancer and deprivation (Diagnosed 2016-2020)



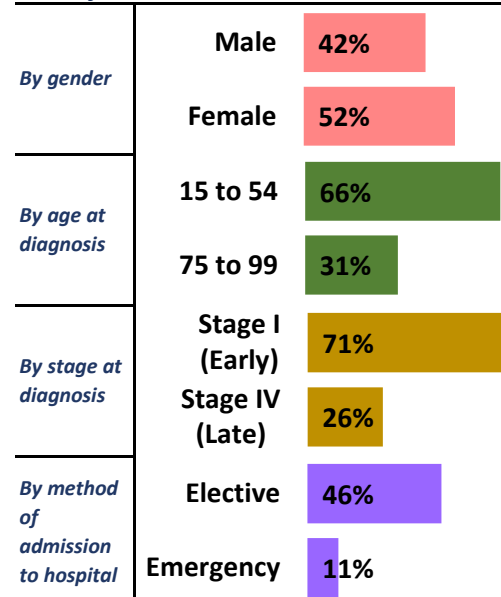
Incidence by key characteristics (Diagnosed 2016-2020)



Survival (Diagnosed 2011-2015)



Five-year survival (Diagnosed 2011-2015)



Acknowledgements and further information

NICR is funded by the Public Health Agency and uses data provided by patients and collected by the health service as part of their care and support.

The incidence, prevalence and survival statistics in this publication are designated as official statistics.

Further data is available at www.qub.ac.uk/research-centres/nicr,
Phone: +44 (0)28 9097 6028, e-mail: nicr@qub.ac.uk