

Non-invasive brain tumours

(ICD10: D32-D33, D35.2-D35.4, D42-D43, D44.3-D44.5)

Number of cases per year	Number of deaths per year	Number of survivors
251	24	4,751

(Average per year: 2016-2020)

(At end of 2020, diagnosed in previous 25 years)

Cancer risk (Diagnosed 2016-2020)

Before age 75 (1 in ..) 123



Before age 85 (1 in ..) 77



Changes in the last five years:

(Cases/Deaths - 2011-2015 vs 2016-2020)

(Survivors - 2015 vs 2020 and diagnosed in the previous ten years)

% change in annual number of cases

-6%

% change in annual number of deaths

-8%

% change in total number of survivors

-26%



Decrease

compared to five-years ago

Cancer and deprivation (Diagnosed 2016-2020)

Least deprived

-15%



Most deprived

16%

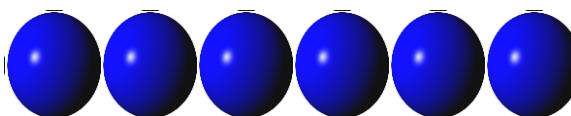


Lower

Higher
Compared to NI average

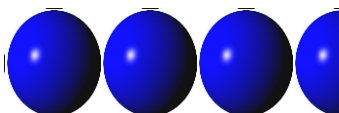
Incidence by key characteristics (Diagnosed 2016-2020)

% female



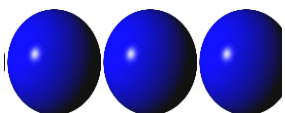
60%

% aged under 55



35%

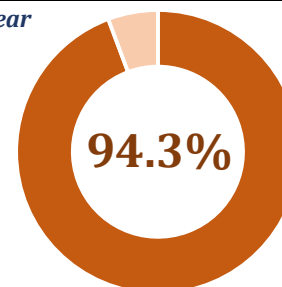
% aged 75 and over



29%

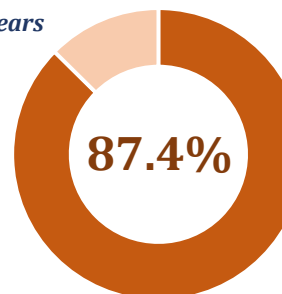
Survival (Diagnosed 2011-2015)

One-year



94.3%

Five-years



87.4%

Five-year survival (Diagnosed 2011-2015)

By gender

Male

89%

Female

86%

By age at diagnosis

15 to 54

96%

75 to 99

62%



Acknowledgements and further information

NICR is funded by the Public Health Agency and uses data provided by patients and collected by the health service as part of their care and support.

The incidence, prevalence and survival statistics in this publication are designated as official statistics.

Further data is available at www.qub.ac.uk/research-centres/nicr,
Phone: +44 (0)28 9097 6028, e-mail: nicr@qub.ac.uk