

# Brain tumours (Malignant and non-invasive)

(ICD10: C70-C72, C75.1-C75.3, D32-D33, D35.2-D35.4, D42-D43, D44.3-D44.5)

Number of cases per year	Number of deaths per year	Number of survivors
403	146	5,383

(Average per year: 2016-2020)

(At end of 2020, diagnosed in previous 25 years)

## Cancer risk (Diagnosed 2016-2020)

Before age 75 (1 in ..) 75



Before age 85 (1 in ..) 48



## Changes in the last five years:

(Cases/Deaths - 2011-2015 vs 2016-2020)

(Survivors - 2015 vs 2020 and diagnosed in the previous ten years)

% change in annual number of cases

-2%

% change in annual number of deaths

6%

% change in total number of survivors

-22%

Decrease compared to five-years ago

Increase

## Cancer and deprivation (Diagnosed 2016-2020)

Least deprived

-5%



Most deprived

6%

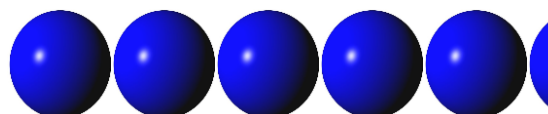


Lower Compared to NI average

Higher

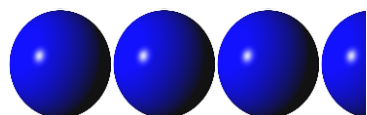
## Incidence by key characteristics (Diagnosed 2016-2020)

% female



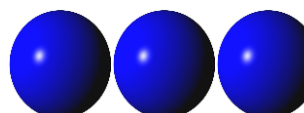
52%

% aged under 55



34%

% aged 75 and over



29%

## Survival (Diagnosed 2011-2015)

Malignant

One-year

47.9%

Malignant

Five-years

25.0%

Non-invasive

One-year

94.3%

Non-invasive

Five-years

87.4%



## Acknowledgements and further information

NICR is funded by the Public Health Agency and uses data provided by patients and collected by the health service as part of their care and support.

The incidence, prevalence and survival statistics in this publication are designated as official statistics.

Further data is available at [www.qub.ac.uk/research-centres/nicr](http://www.qub.ac.uk/research-centres/nicr),  
Phone: +44 (0)28 9097 6028, e-mail: [nicr@qub.ac.uk](mailto:nicr@qub.ac.uk)