

Cancer among older people

(Ages: 75 and over, ICD10: C00-C43, C45-C97)

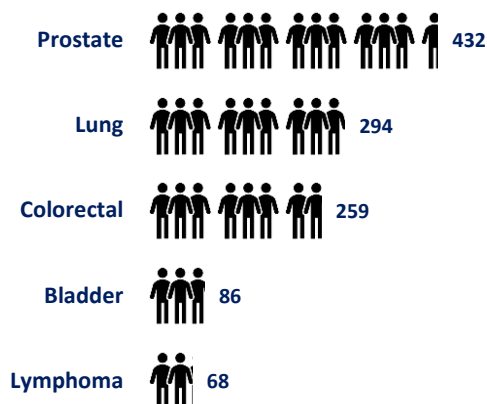
Number of cases per year	Number of deaths per year	Number of survivors
3,372	2,308	23,517

(Average per year: 2016-2020)

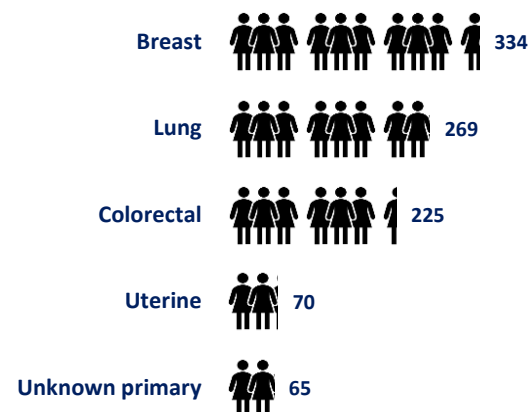
(Alive and aged 75 and over at end of 2020, diagnosed in previous 25 years)

Most common cancers (Diagnosed 2016-2020)

Male cases per year



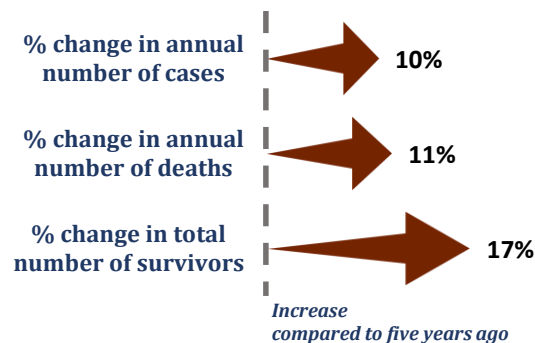
Female cases per year



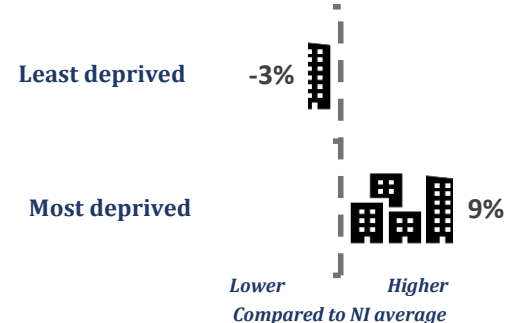
Changes in the last five years:

(Cases/Deaths - 2011-2015 vs 2016-2020)

(Survivors - 2015 vs 2020 and diagnosed in the previous ten years)

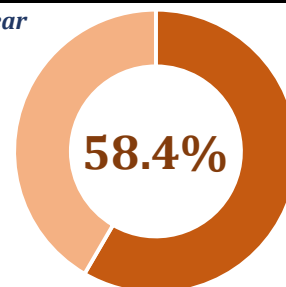


Cancer and deprivation (Diagnosed 2016-2020)

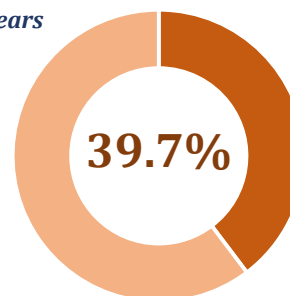


Survival (Diagnosed 2011-2015)

One-year

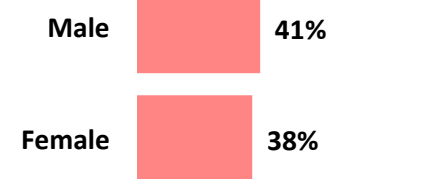


Five-years

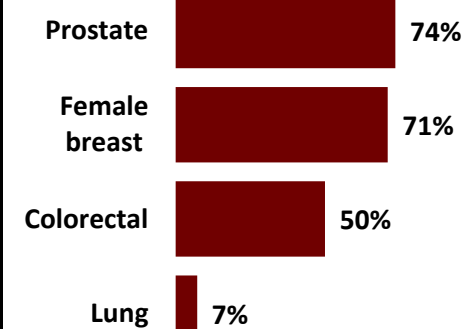


Five-year survival (Diagnosed 2011-2015)

By gender



By cancer type



Acknowledgements and further information

NICR is funded by the Public Health Agency and uses data provided by patients and collected by the health service as part of their care and support.

The incidence, prevalence and survival statistics in this publication are designated as official statistics.

Further data is available at www.qub.ac.uk/research-centres/nicr,
Phone: +44 (0)28 9097 6028, e-mail: nicr@qub.ac.uk