

Sarcoma

(Excludes non-melanoma skin cancer)

Cancer risk (Diagnosed 2016-2020)

Before age 75 (1 in ..)  287

Before age 85 (1 in ..)  183

Changes in the last five years:

(Cases/Deaths - 2011-2015 vs 2016-2020)
(Survivors - 2015 vs 2020 and diagnosed in the previous ten years)

% change in annual number of cases

17%

% change in total number of survivors

7%

■ Increase compared to five years ago

Number of cases per year

101

(Average per year: 2016-2020)

Number of survivors

821

(At end of 2020, diagnosed in previous 25 years)

Cancer and deprivation (Diagnosed 2016-2020)

Least deprived

-9%



Most deprived

9%




Lower
Compared to NI average

Higher
Compared to NI average

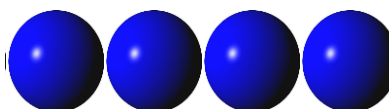
Incidence by key characteristics (Diagnosed 2016-2020)

% female




49%

% aged under 55



40%

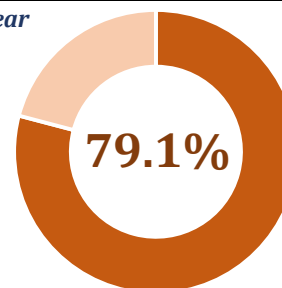
% aged 75 and over



26%

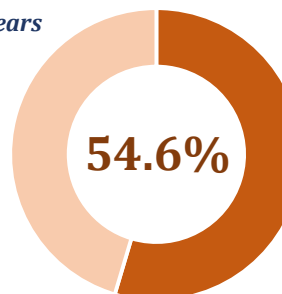
Survival (Diagnosed 2011-2015)

One-year



79.1%

Five-years



54.6%

Five-year survival (Diagnosed 2011-2015)

By gender

Male

56%

Female

54%

By age at diagnosis

15 to 54

60%

75 to 99

41%



Acknowledgements and further information

NICR is funded by the Public Health Agency and uses data provided by patients and collected by the health service as part of their care and support.

The incidence, prevalence and survival statistics in this publication are designated as official statistics.

Further data is available at www.qub.ac.uk/research-centres/nicr,
Phone: +44 (0)28 9097 6028, e-mail: nicr@qub.ac.uk