


BSc Architecture Portfolio Guidance

Image: Jake Brogan



QUEEN'S
UNIVERSITY
BELFAST

Welcome to Architecture at Queen's University Belfast!

We require applicants to BSc Architecture to demonstrate a basic competence in Art. Typically this is represented by a B, or above, at GCSE or A-level (or equivalent). If you do not have this level of qualification in Art, you will be asked to submit a sample portfolio of **10 pages (max)** of your best work which demonstrate your ability. Consider this an opportunity to reflect and show case your skills, interests and achievements in art and design!

You will submit your portfolio in PDF file format, digitally. This document is to help you in compiling your portfolio. It describes what you might include in your portfolio, how to present it and how to submit it.

In some circumstances, you may also be invited to discuss your portfolio with us. This might be in person, or via video conferencing platforms, such as Teams.

What to Include?

The work should comprise selected pieces that show us your current range of artistic skills in a variety of media. We accept and encourage developmental work which illustrates an interest and willingness to experiment, gain confidence and progress ideas and approach.

You should consider how the work you include demonstrates the following :


- **Proficiency** – specifically in drawing, from observational sketching to technical drawing;
- **Creativity** – the ability to respond to design problems or produce imaginative work;
- **Media** – ability to work with a range of media in 2 and 3 dimensions;
- **Process** – the development of creative/ design work from concept to final design. For example, preparatory sketches, tests or prototypes which demonstrate your ability to evolve initial ideas.

What to include?

Consider what you want the reader of your portfolio to learn about you, your interests and skills. Examples of work might include (but are not limited to): Drawing, painting, product design, graphic design, printmaking, model making, textiles, costume or fashion design.



Observational drawings in ink, Esraa Hamido



Process sketches

What to include?

Tell us a little about your work. You should include the following:

- A brief description of the project/ work.
- The reason for your work – were you responding to a brief or assignment? Briefly describe the context and parameters you were responding to. For example, if you are including design technologies work, you should explain the problem or question. If you are including set or costume design, briefly describe the play, film or characters you designed for.
- Explain why you took a particular approach or used specific media.
- Evaluate the outcomes of your work and briefly tell us what you learned from the process.
- Captions for each image.

What to include?

Your portfolio should be no longer than 10 pages. Make sure you include your name and UCAS Number or application number on the first page. Conclude your portfolio with a short personal statement on your interests in art, design, architecture and cities.

As a guide you might structure your portfolio as follows:

Page 1	Full name, application/ UCAS number (if known)
Pages 2 – 9	Project/ Example. To include key images, project title and description.
Page 10	Personal statement (max 300 words)



Presenting your work

Take time to think about how you compile and present your portfolio.


- Avoid using a standard template and establish your own consistent format using a simple layout, allowing space for text and images. A plain white background is often best for showcasing the work you have done.
- Give pages titles and provide each image with a caption.
- Take high quality scans or photographs of your work to include in your digital portfolio, you want to capture the work at its best!



Layout example from *Making and Breaking the Grid: A Graphic Design Layout Workshop*. T. Samara (2005)



Models, Hyeonjin Kim



Models, Charlotte Henrich



How to Submit

- You should submit your portfolio in PDF format as a single file.
- We recommend that you keep the file size of your work to a minimum.
- Details of where to upload your portfolio will be provided in the correspondence you receive from us, please read this carefully and follow the instructions.

Checklist

- Have you included your name and UCAS/application number (if known)?
- Does each project/ example have a title, description and at least 1 image?
- Is the work compiled in a single PDF document?
- Can the file size be reduced without affecting the image quality?

BSc Architecture

We look forwards to receiving your portfolio!